



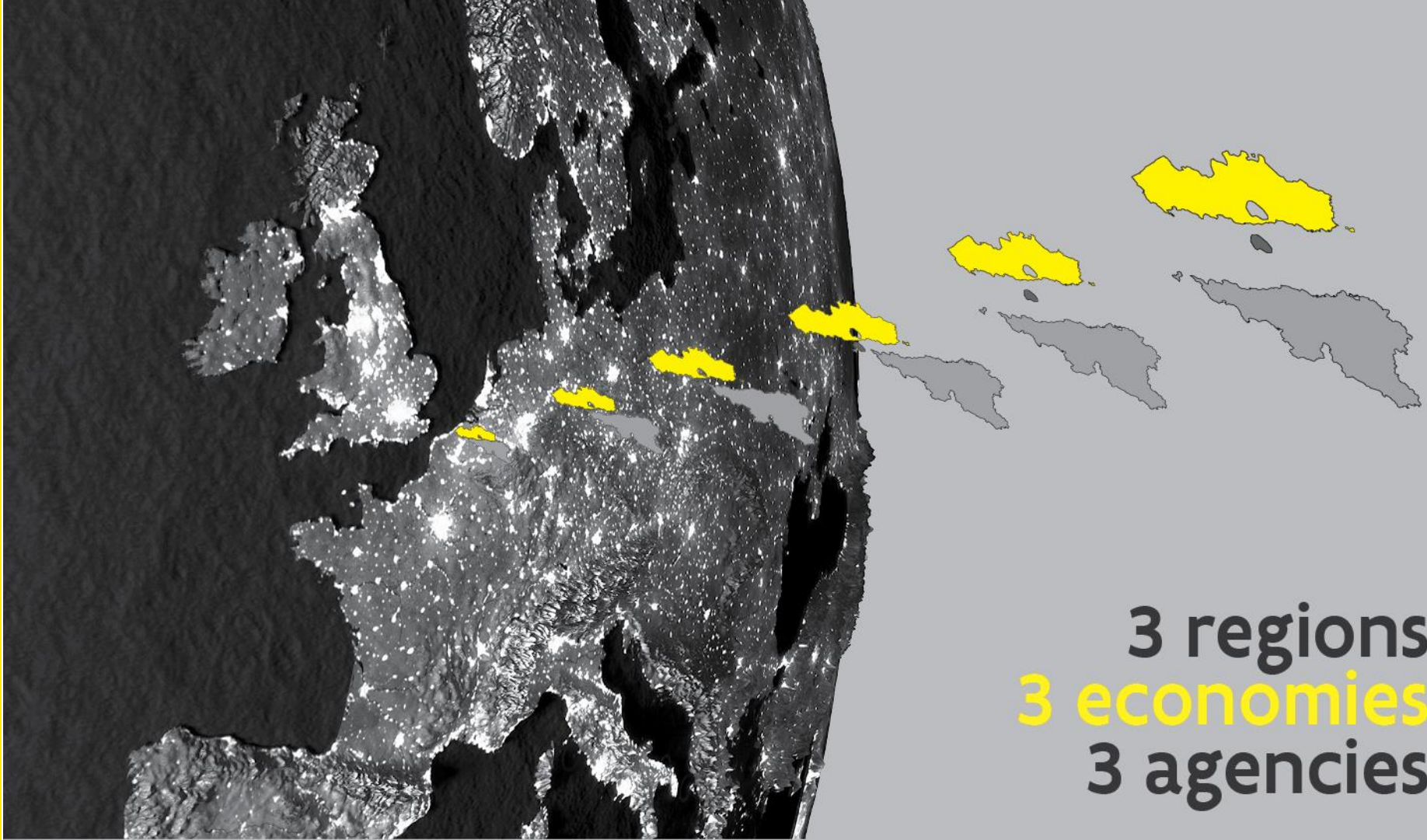
Flanders
State of the Art



Flanders
State of
the Art

INTRODUCTION TO FLANDERS INVESTMENT & TRADE

Thai-Belgian Business Forum,
Sept 27, 2023



3 regions
3 economies
3 agencies

export
from Flanders
in 2022

EUR 479.7 BILLION



EUR 494.8 BILLION

import
to Flanders
in 2022

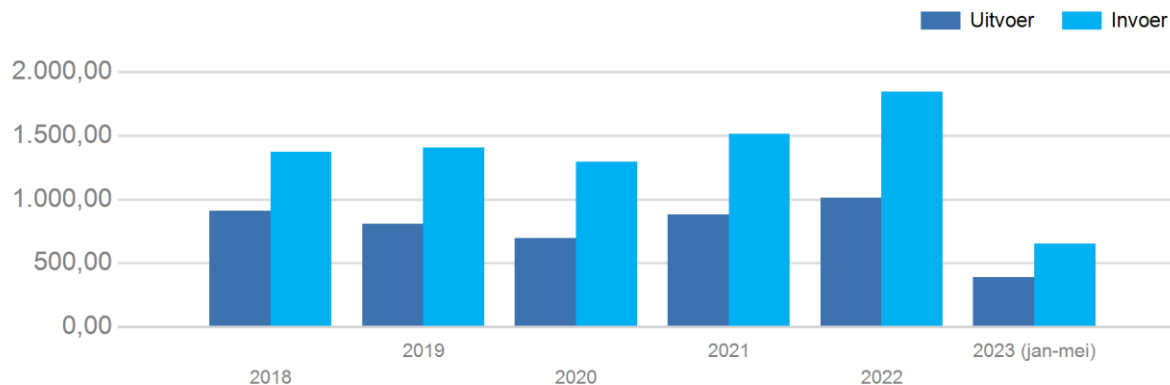
Flanders as global exporter

RANK	global exporters 2022	export value (x USD billion)	share in total global export in %
	WORLD	24 904	100.00%
1	China	3 594	14.43%
2	United States of America	2 065	8.29%
3	Germany	1 655	6.65%
4	Netherlands	966	3.88%
5	Japan	747	3.00%
6	Korea, Republic of	684	2.74%
7	Italy	657	2.64%
8	France	618	2.48%
9	Hong Kong, China	610	2.45%
10	United Arab Emirates	599	2.40%
11	Canada	597	2.40%
12	Mexico	578	2.32%
13	Russian Federation	532	2.14%
14	United Kingdom	529	2.13%
15	Singapore	516	2.07%
16	Flanders Region	505	2.03%
17	Chinese Taipei	478	1.92%
18	India	453	1.82%
19	Spain	418	1.68%
20	Australia	412	1.66%
1- 20	Subtotal top 20	17 213	69.12%
>20	Other exporters (> top 20)	7 692	30.88%

BRON: WTO

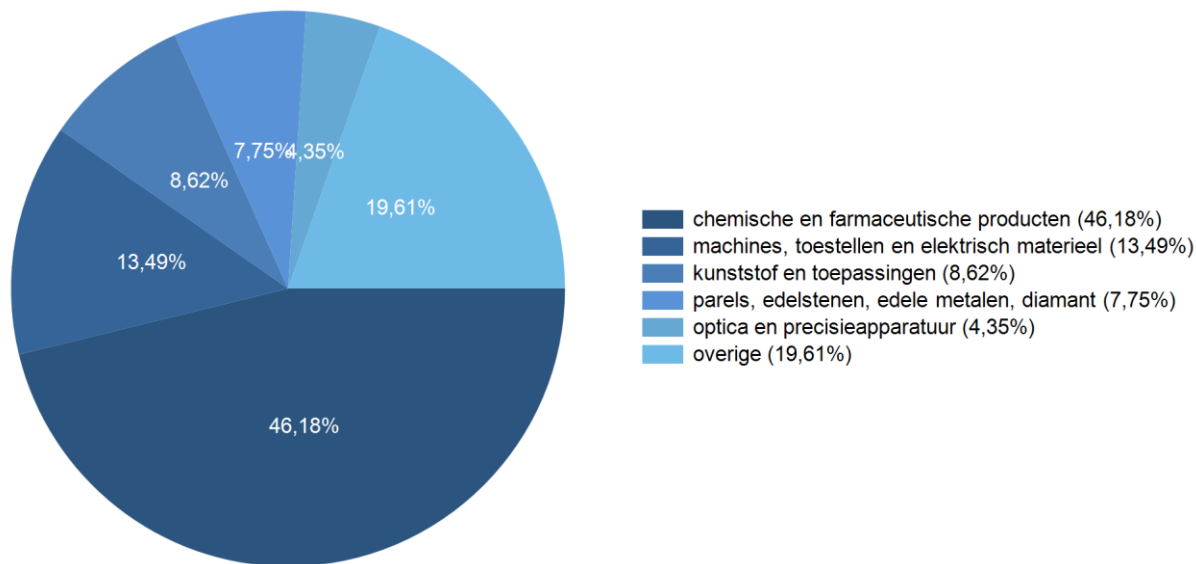
TRADE BETWEEN FLANDERS & THAILAND

in € miljoen	Uitvoer	Var in %	Invoer	Var in %	Handelsbalans
2018	911,71		1.373,92		-462,21
2019	806,69	-11,52%	1.408,28	+2,50%	-601,59
2020	695,36	-13,80%	1.293,95	-8,12%	-598,59
2021	880,07	+26,56%	1.515,46	+17,12%	-635,39
2022	1.010,93	+14,87%	1.846,36	+21,84%	-835,44
2023 (jan-mei)	387,68	-18,29%	651,88	-17,28%	-264,20



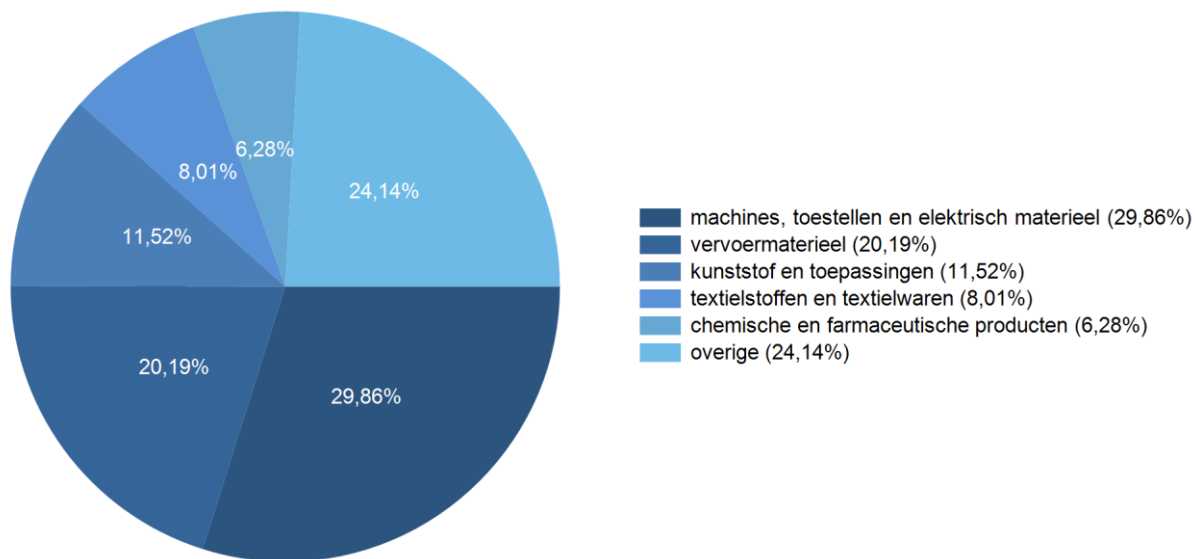
EXPORT FROM FLANDERS TO THAILAND

48th export destination

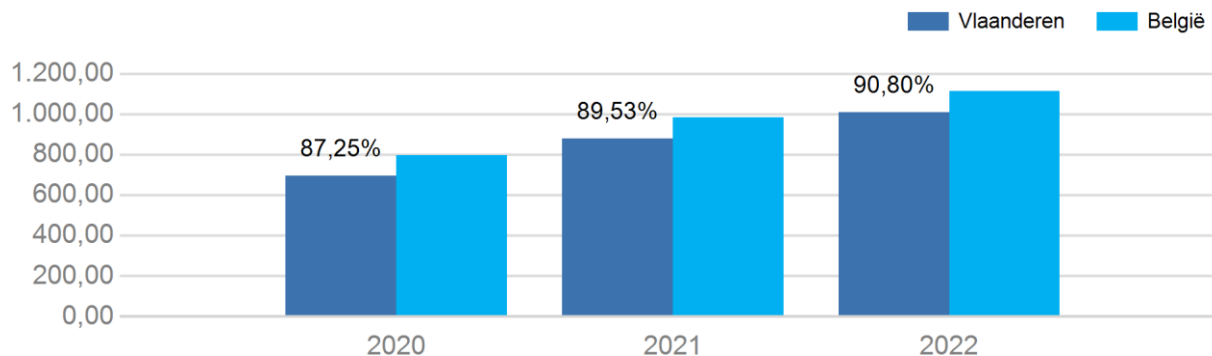


IMPORT INTO FLANDERS FROM THAILAND

34th supplier



REGIONAL DIVISION



Uitvoer	Waarde in € miljoen			Aandeel	Aandeel	Variatie in %	
	2020	2021	2022	2021 in %	2022 in %	2020 - 2021	2021 - 2022
Vlaanderen	695,36	880,07	1.010,93	89,53%	90,80%	+26,56%	+14,87%
Wallonië	100,11	97,35	97,64	9,90%	8,77%	-2,75%	+0,30%
Brussel	1,47	5,58	4,73	0,57%	0,43%	+279,61%	-15,12%
Totaal	796,93	982,99	1.113,30	100%	100%	23,35%	+13,26%

EXPORT OF SERVICES FROM BELGIUM TO THAILAND

51st export destination

Sectoren in € miljoen	2020	2021	2022	% aandeel 2022
Andere commerciële diensten (*)	35,49	50,64	63,98	46,76%
Transport	11,45	18,61	20,75	15,17%
Verzekeringen	0,99	6,58	13,29	9,71%
Royalties en licenties	11,22	11,76	13,22	9,66%
Telecommunicatie, informatica en berichtgeving	9,10	8,26	8,43	6,16%
Overige diensten	20,49	21,30	17,16	12,54%
Totaal diensten	88,75	117,16	136,84	100%

IMPORT OF SERVICES FROM THAILAND INTO BELGIUM

41st services supplier

Sectoren in € miljoen	2020	2021	2022	% aandeel 2022
Andere commerciële diensten (*)	151,80	95,53	102,93	46,68%
Transport	18,09	28,60	33,44	15,16%
Maak- of loonwerk	35,80	35,42	32,77	14,86%
Reisverkeer	25,51	9,21	28,14	12,76%
Verzekeringen	0,68	9,05	8,47	3,84%
Overige diensten	15,83	12,47	14,77	6,70%
Totaal diensten	247,70	190,27	220,52	100%



INVESTMENT





Mission of FIT

The mission statement of the public agency FIT is to contribute through its domestic and foreign network, to:

- the durable enhancement of the export and internationalization of enterprises from Flanders, by offering high level and customized services;
- The durable enhancement of economic growth in Flanders by playing a substantial role in attracting foreign investment and anchoring already settled foreign enterprises in Flanders.



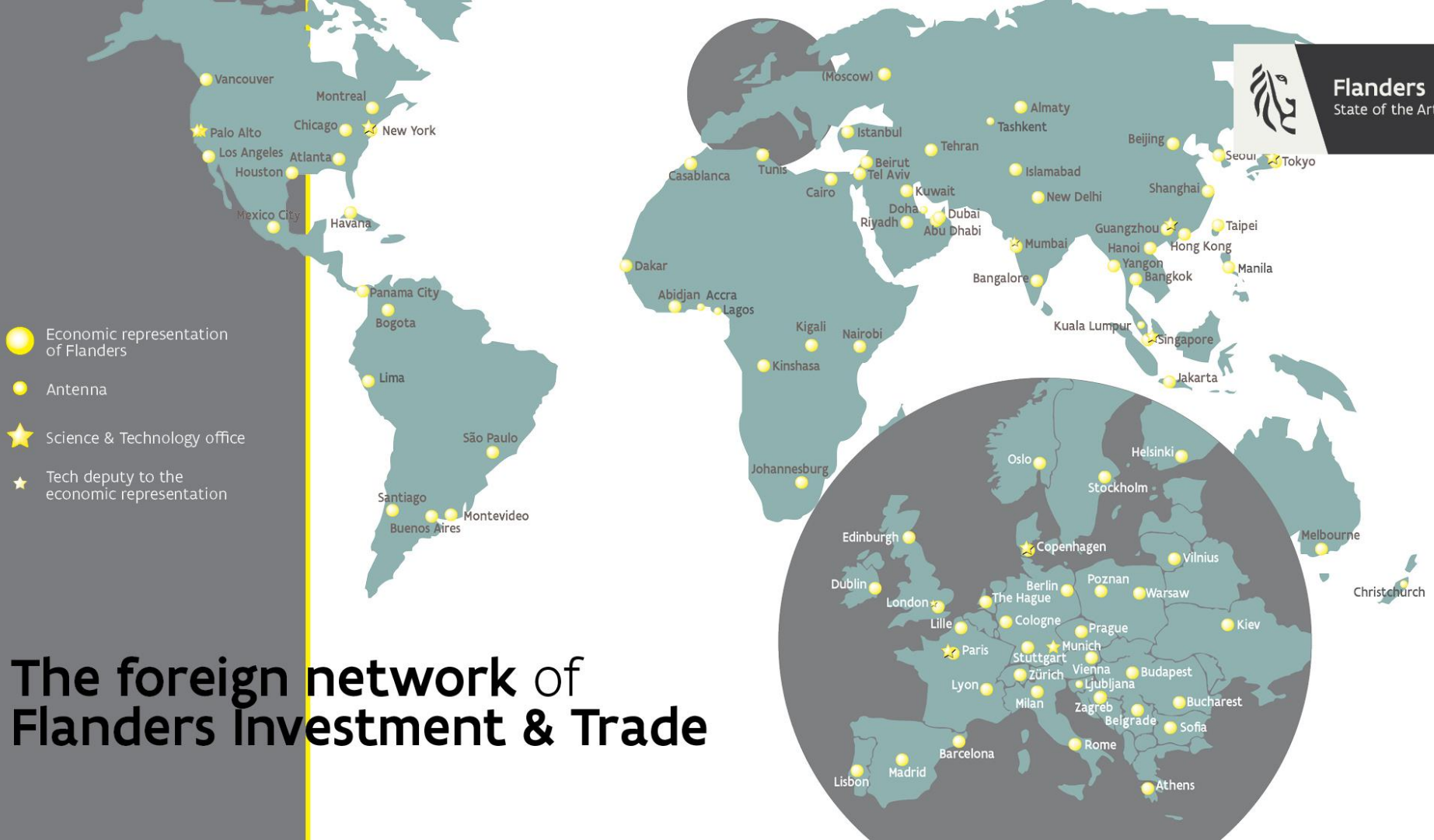
GROWTH



JOBS



WELFARE



The foreign network of Flanders Investment & Trade



Advice



Financial support



Actions & Events



Market information



ACTIONS

- VIV ASIA (APRIL 2023)
- BUYERS' CAMPAIGN AT ANUGA (COLOGNE, OCTOBER 2023)
- BUYERS' CAMPAIGN AT FOOD & HOTEL ASIA (SINGAPORE, APRIL 2024)
- HEALTH CARE MISSION TO THAILAND & SINGAPORE (SEPT 2024)

- FOCUS SECTORS :
 - FOOD & FOOD TECH
 - AGRO-INDUSTRY
 - HEALTH CARE
 - CLIMATE TECH (supported by technology attaché in Singapore)



FIT VS BOI

- BOARD OF INVESTMENT as a valuable complimentary partner
- FIT has focus on :
 - Supporting Flemish companies that want to export to Thailand
 - Attracting Thai investments to Flanders
- BOI focuses on :
 - Attracting Belgian investments to Thailand



THANK YOU – KHOP KHUN
KHRAP

Flanders Investment & Trade Bangkok

Peter Christiaen
Economic and Commercial Counsellor
peter.christiaen@fitagency.com
bangkok@fitagency.com
tel : (66) 2108 1815